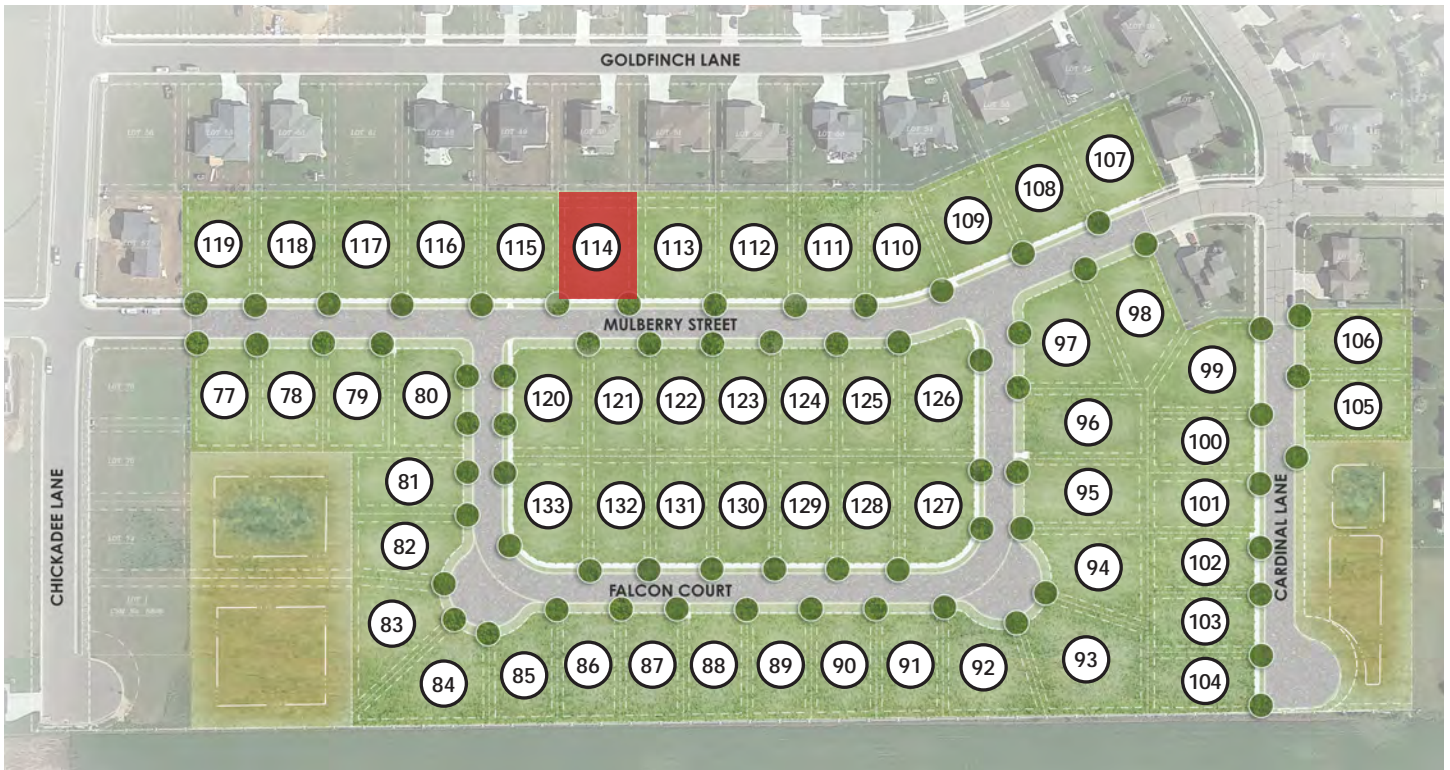


LOT NUMBER:	114
LOT PRICE:	\$88,900
LOT SIZE:	12,350 Square Feet
EXPOSURE:	Standard
ADDRESS:	2013 Mulberry Street
MUNICIPALITY:	Village of Sauk City
SCHOOL DISTRICT:	Sauk Prairie School District



*Located on the edge of historic Sauk City, Cardinal Estates offers brand new and fully improved home sites – making building your new dream home more affordable than ever! Immerse yourself in Sauk City's unique downtown district and all that it has to offer while taking in stunning views of the adjacent Wisconsin River. Sauk City offers its residents small-town living at its best; all within a short commute to Madison-area shopping, dining, and entertainment.*

0'00'00"E 885.43'

UTILITY

8' UTILITY

8' UTILITY

12' DRAINAGE

POND

12' DRAINAGE

T 115

LOT 114

LOT 113

UTILITY

14' UTILITY

POND

20' DRAINAGE

00'00"W 838.99'

S

SAN

SAN

W

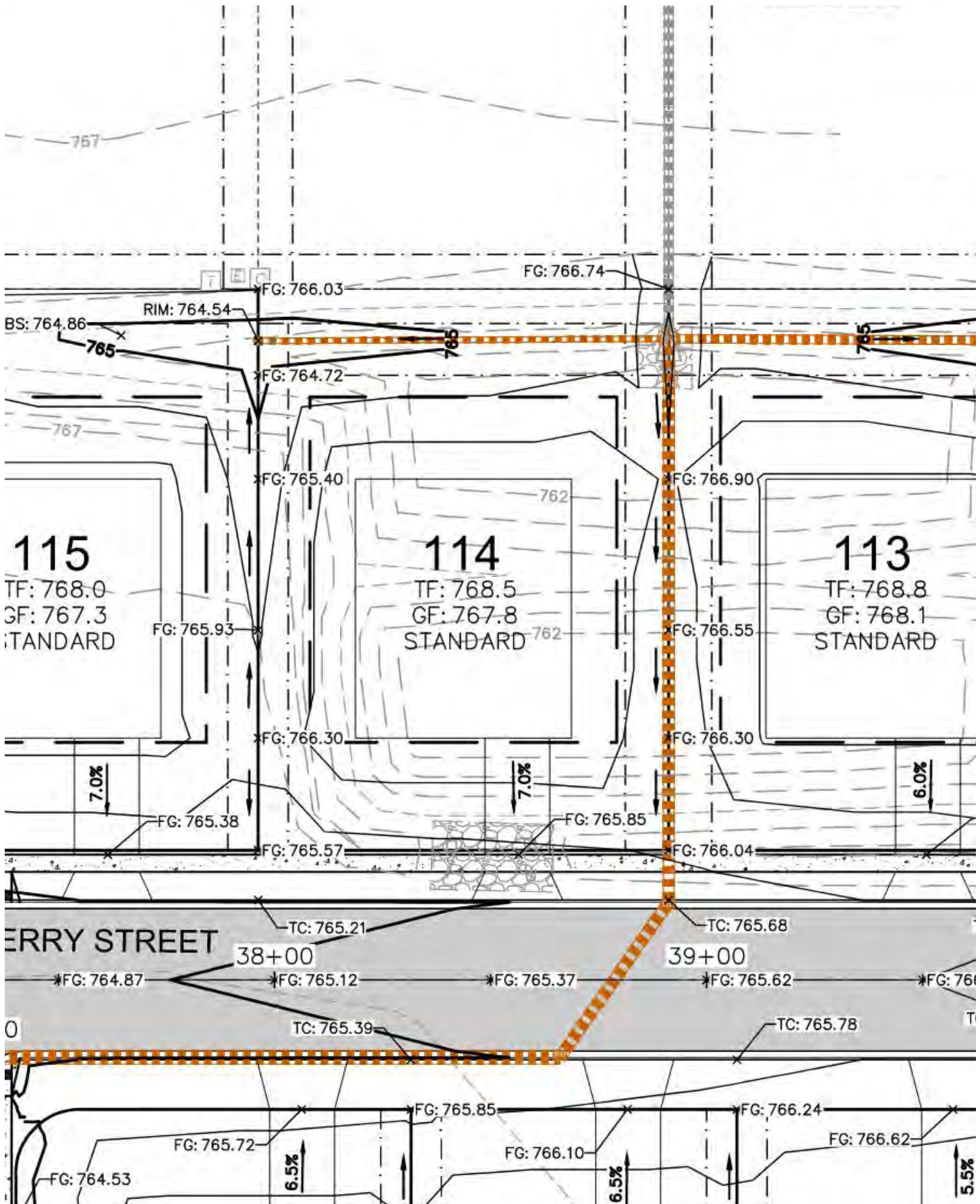
W

ST

CO









































CO

N90'00'00"





## LEGEND

	GOVERNMENT CORNER
	1/4" REBAR FOUND
	3/4" REBAR FOUND
	CHISELED 'X' FOUND
	CONTROL POINT
	BENCHMARK
	MAIL BOX
	SIGN
	SANITARY MANHOLE
	CLEAN OUT
	HYDRANT
	WATER VALVE
	CURB STOP/SERVICE VALVE
	STORM MANHOLE
	CURB INLET
	ELECTRIC PEDESTAL
	ELECTRIC TRANSFORMER
	LIGHT POLE
	PULL BOX
	VAULT
	TELEPHONE PEDESTAL
	CABLE PEDESTAL
	SECTION LINE
	PARCEL BOUNDARY
	RIGHT-OF-WAY LINE
	PLATTED LOT LINE
	CENTERLINE
	EASEMENT LINE
	FENCE LINE
	CONCRETE CURB & GUTTER
	SANITARY SEWER
	WATER LINE
	STORM SEWER
	NATURAL GAS
	UNDERGROUND ELECTRIC
	UNDERGROUND TELEPHONE
	INDEX CONTOUR
	INTERMEDIATE CONTOUR
	BITUMINOUS PAVEMENT
	CONCRETE PAVEMENT